



For the most up-to-date product information, scan the QR code.





48" x 109" 6mm Slab in Ivory
48" x 48" Floor/ Wall Tile in Ash



63" x 126" 6mm Slab in Ash
48" x 48" Floor/Wall Tile in Ash



48" x 109" 6mm Slab in Pearl
48" x 48" Floor/Wall Tile in Moon



48" x 48" Floor/Wall Tile in Moon
48" x 48" Outdoor Paver in Pearl



48" x 48" Outdoor Paver in Cream
48" x 109" 6mm Slab in Cream



48" x 48" Floor/Wall Tile in White
48" x 109" 6mm Slab in Pearl
Floor/Wall Lock Mosaic in Pearl



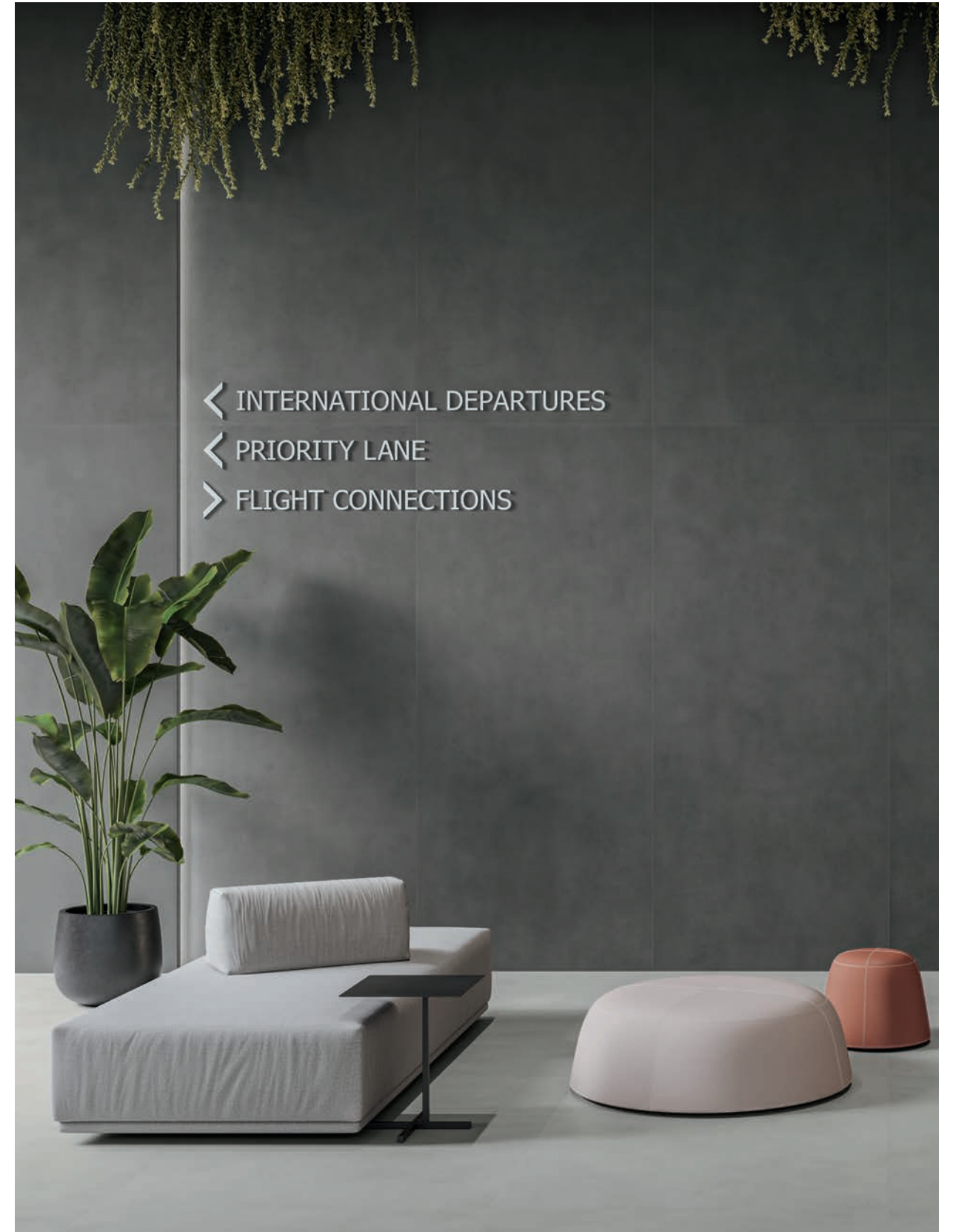
48" x 109" 6mm Slab in Grey
24" x 48" Floor/Wall String Mosaic in Grey
48" x 48" Floor/Wall Tile in Pearl



Floor/Wall Lock Mosaic in Pearl



48" x 48" Floor/Wall Tile in Pure
48" x 109" 6mm Slab in Pure | Pearl | Smoke



48" x 48" Floor/Wall Tile in Grey
48" x 109" 6mm Slab in Tarmac

SPECIAL ORDER ITEMS:

9mm Floor/Wall Tiles			
SIZE	EDGE	FINISH	COLORS
24" x 24"	Rectified	Matte	Pure Moon White Ivory Cream Ash Pearl Grey Smoke Tarmac
24" x 48"	Rectified	Matte Semi-Polished	Pure Moon White Ivory Cream Ash Pearl Grey Smoke Tarmac
48" x 48"	Rectified	Matte Semi-Polished Grip	Pure Moon White Ivory Cream Ash Pearl Grey Smoke Tarmac
6mm Floor/Wall Tiles			
SIZE	EDGE	FINISH	COLORS
24" x 48"	Rectified	Matte	White Ivory Ash Pearl
20mm Outdoor Paver			
SIZE	EDGE	FINISH	COLORS
24" x 24"	Rectified	Grip	White Ash Pearl Grey
24" x 48"	Rectified	Grip	White Ash Pearl Grey
48" x 48"	Rectified	Grip	White Ash Pearl Grey
6mm Slab			
SIZE	EDGE	FINISH	COLORS
48" x 109"	Rectified	Matte	Pure Moon White Ivory Cream Ash Pearl Grey Smoke Tarmac
63" x 126"	Not Rectified	Matte	Ash
12mm Slab			
SIZE	EDGE	FINISH	COLORS
63" x 127"	Rectified	Matte	Ash
9mm Floor/Wall Mosaic - Rectified Edge			
SIZE	TYPE	FINISH	COLORS
24" x 48"	Strings Mosaic	Matte Semi-Polished	Pure Moon White Ivory Cream Ash Pearl Grey Smoke Tarmac
9mm Trim - Rectified Edge			
SIZE	TYPE	FINISH	COLORS
3" x 24"	Bullnose	Matte	Pure Moon White Ivory Cream Ash Pearl Grey Smoke Tarmac
3" x 30"	Bullnose	Matte	Pure Moon White Ivory Cream Ash Pearl Grey Smoke Tarmac
3" x 48"	Bullnose	Matte	Pure Moon White Ivory Cream Ash Pearl Grey Smoke Tarmac
3" x 12"	Bullnose Right Corner	Matte	Pure Moon White Ivory Cream Ash Pearl Grey Smoke Tarmac
3" x 12"	Bullnose Left Corner	Matte	Pure Moon White Ivory Cream Ash Pearl Grey Smoke Tarmac
12" x 24"	Step	Matte	Pure Moon White Ivory Cream Ash Pearl Grey Smoke Tarmac
12" x 48"	Step	Matte	Pure Moon White Ivory Cream Ash Pearl Grey Smoke Tarmac
12" x 24"	Stairtread	Matte	Pure Moon White Ivory Cream Ash Pearl Grey Smoke Tarmac
12" x 48"	Stairtread	Matte	Pure Moon White Ivory Cream Ash Pearl Grey Smoke Tarmac
12" x 12"	Step Corner	Matte	Pure Moon White Ivory Cream Ash Pearl Grey Smoke Tarmac
13" x 48"	Elemento L	Matte	Pure Moon White Ivory Cream Ash Pearl Grey Smoke Tarmac
6mm Trim- Rectified Edge			
SIZE	TYPE	FINISH	COLORS
.375 x 48"	Corner	Matte	Pure Moon White Ivory Cream Ash Pearl Grey Smoke Tarmac
.375 x .375"	Corner	Matte	Pure Moon White Ivory Cream Ash Pearl Grey Smoke Tarmac

All Sizes are Nominal.

AVAILABLE STOCKED ITEMS:


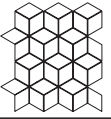


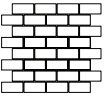
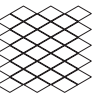

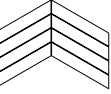






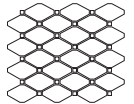

9mm Floor/Wall Tiles			
SIZE	EDGE	FINISH	COLORS
12" x 24"	Rectified	Matte	Pure Moon White Ivory Cream Ash Pearl Grey Smoke Tarmac
30" x 30"	Rectified	Matte	Pure Moon White Ivory Cream Ash Pearl Grey Smoke Tarmac
9mm Floor/Wall Mosaics - Rectified Edge			
SIZE	TYPE	FINISH	COLORS
2" x 2"	Mosaic	Matte	Pure Moon White Ivory Cream Ash Pearl Grey Smoke Tarmac
15" x 20"	Lock Mosaic	Matte	Pure Moon White Ivory Cream Ash Pearl Grey Smoke Tarmac

All Sizes are Nominal.

MADE TO ORDER FIELD TILES AND MOSAICS:

This represents a small portion of the mosaic patterns we offer.

We can cut any field tile to create a custom mosaic or field tile size as specified.

FIELD TILES		CUBES		BASKETWEAVE	
	Any 24" field tile can be cut down to a smaller size in any length and width combination with a 1" minimum.		2" 4"		1 ³ / ₈ "x3" 2"x4"
		BRICKS		DIAMONDS	
			1"x2" 1"x3" 1 ³ / ₈ "x3" 2"x4"		2"
FIELD SHAPES*		CHEVRONS		HERRINGBONE	
	Half Hexagon	6.7" Base		2"x12"	
	Diamond	4"			
	Hexagon	6"		2" w/ 0.6" Squares	
	Chevron	2"x12" 6"x24"			
TRAPEZOID W/ DOT		SQUARES		RECTANGLES	
	4"x2 ¹ / ₂ " w/ ⁵ / ₈ " Dot		1"x1" 1 ³ / ₈ "x1 ³ / ₈ "	2"x2" 3"x3"	1"x2" 1"x4"

*Other sizes available upon request

COLORS:



Pure



Moon



White



Ivory



Cream



Ash




Pearl



Grey



Smoke



Tarmac


24" X 48" STRING MOSAIC:



Pure




White



Cream



Pearl



Smoke




Moon




Ivory



Ash



Grey



Tarmac

Colors shown may vary from actual product. Final selection should be made from actual product samples. Products and availability are subject to change, please refer to our website for the most up to date selection.


2" X 2" MOSAIC:



Pure




Moon




White




Ivory




Cream




Ash




Pearl



Grey



Smoke



Tarmac

LOCK MOSAIC:



Pure



Moon



White



Ivory



Cream



Ash




Pearl



Grey



Smoke



Tarmac



FOUNDATION

Color Body Porcelain Tile

Features	Test Method	Value
Length and Width	ISO 10545-2	± 0.9 Non-rect. ± 0.4 Rect.
Thickness		± 0.5
Straightness of Sides		± 0.8 Non-Rect. ± 0.4 Rect.
Rectangularity		± 0.8 Non-Rect. ± 0.4 Rect.
Surface Flatness		± 0.8 Non-Rect. ± 0.6 Rect.
Water Absorption	ASTM C373	≤0.5%
Modulus of Rupture / Bending Strength	ISO 10545-4	6mm 9mm: R ≥0 N/mm ² 20mm: R≥45 N/mm ²
Breaking Strength	ISO 10545-4	6mm: S≥1000 N 9mm: S≥1500 N 20mm: S≥10000
Surface Hardness (Mohs)	ISO 10545-7	Matte: 6 Semi-Polished: 5 Grip: 8
Coefficient of Linear Thermal Expansion	ISO 10545-8	≤7MK-1
Thermal Shock Resistance	ISO 10545-9	Resistant
Frost Resistance	ISO 10545-12	Resistant
Chemical Resistance (Domestic)	ISO 10545-13	A
Chemical Resistance (Low Concentration)		LA
Chemical Resistance (High Concentration)		HA
Stain Resistance	ANSI A137.1	5
Deep Abrasion Resistance	ISO 10545-6	≤150MM ³
Impact Resistance	ISO 10545-5	≥0.55
Reaction to Fire	-	A1 - A1fl
D.C.O.F. (WET) Slip Resistance	ANSI A137.1	Matte: 0.62 Grip: 0.65
Recycled Content	-	9mm: 10% 20mm: 20%
Sustainability / Conformance (LEED)		LEED V4




This product will contribute to USGBC registered LEED projects.
It will also contribute to the ANSI approved NAHB Green Building Standard ICC 700.
Low Emissions Material • Zero VOC

According to ANSI and MIA standards, depending on the type and size of tile, it is recommended to have at least a 1/8" wide grout joint for floor tiles in order to be able to fill the grout joint full and never less than 1/16" wide. Please refer to TCNA guidelines for more on grout recommendations.

Disclaimer: DCOF wet and dry is different on every production lot and can vary. This number represents the average DCOF of the tested production lots. If the spec listed is over the minimum standard, it will meet the requirement.

Product Info:

- Color Body Porcelain Tile
- Matte | Semi-Polished | Grip Finishes
- Rectified Edge
- 6mm | 9mm | 12mm | 20mm Thicknesses
- V2 - Slight Shading Variation
- Frost Resistance = Yes



www.genrose.com

Contact your sales representative for more information. All material must be inspected prior to installation. Absolutely no claims will be accepted after installation.



www.genrose.com