

TRIBECA

 **GENROSE**





12"x24" Deco in White
32"x32" Field Tile in Grey



24"x24" Field Tile in White

AVAILABLE IN:

Field Tile 8.5 mm Thickness Unless Specified Otherwise

- 24" x48" *Rectified Edge*
- 32" x32" *Rectified Edge*
- 24" x24" *Rectified Edge*
- 24" x24" *Rectified | Natural Edge* 20mm Thickness*
- 12" x24" *Rectified | Natural Edge | Anti-Slip Finish*
- 12" x24" *Deco Rectified Edge*

Mosaics

- 12" x24" Muretto
- 2" x2" Mosaic

Trim Pieces

- 2 3/4" x24" Baseboard
- 2 3/4" x32" Baseboard
- 1" x13" x48" Step
- 1" x13" x48" Step Corner Left | Right
- 12" x24" Rounded | Pointed Step*
- 24" x24" Rounded | Pointed Step*
- 24" x24" Rounded | Pointed Step Corner*
- 1 1/2" x6" x24" L Step*
- 8" x24" Grid Step*
- 8" x8" Grid Step Corner*


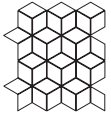




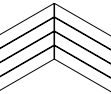



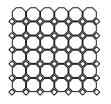
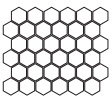

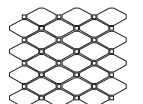
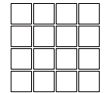

*Only Available in the Following Colors: Grey, Dark Grey, Beige

- All sizes are NOMINAL

MADE TO ORDER FIELD TILES AND MOSAICS:

This represents a small portion of the mosaic patterns we offer.

We can cut any field tile to create a custom mosaic or field tile size as specified.

FIELD TILES		CUBES		BASKETWEAVE	
	Any 24" field tile can be cut down to a smaller size in any length and width combination with a 1" minimum.		2" 4"		1 3/8" x3" 2" x4"
		BRICKS		1" x2" 1" x3" 1 3/8" x3" 2" x4"	DIAMONDS
FIELD SHAPES*		CHEVRONS		HERRINGBONE	
	Half Hexagon 6.7" Base		2" x12"		1" x2" 2" x4" 5/8" x4"
	Diamond 4"	OCTAGONS		HEXAGONS	
	Hexagon 6"		2" w/ 0.6" Squares		1 1/8" 2"
	Chevron 2" x12" 6" x24"	SQUARES		RECTANGLES	
	TRAPEZOID W/ DOT 4" x2 1/2" w/ 5/8" Dot		1" x1" 2" x2" 1 3/8" x1 3/8" 3" x3"		1" x2" 1" x4"

*Other sizes available upon request



White



Beige




Grey



Dark Grey



Black



White Deco



Beige Deco



Grey Deco



Dark Grey Deco



Black Deco

Colors shown may vary from actual product. Final selection should be made from actual product samples.

12"X24" MURETTO MOSAIC



Grey



Dark Grey



Black




White




Beige


2"X2" MOSAIC



Grey



Dark Grey



Black

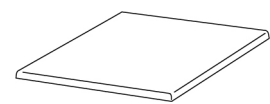


White

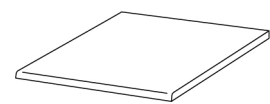


Beige

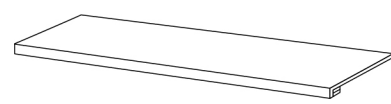
TRIM PIECES



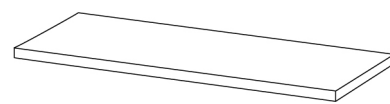
12" Step



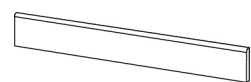
12" Corner Step



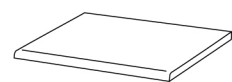
48" Step



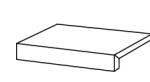
48" Corner Step



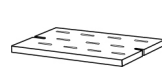
Baseboard



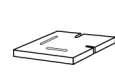
24" Step



L Step



Grid Step



Grid Corner

Features	Test Method	Value	
		Porcelain	Porcelain 2 CM
Water Absorption	ISO 10545-3	~ 0.1%	~ 0.1%
Bending Strength	ISO 10545-4	~ 50 N/mm ²	~ 50 N/mm ²
Frost Resistance	ISO 10545-12	Frost Proof	Resistant
Thermal Shock Resistance	ISO 10545-9	Resistant	Resistant
Color Resistance to Light Exposure	DIN 51094	Resistant	Resistant
Breakage Load	EN 12825	-	Class 1 24"x48" / 16"x48" / 12"x48" 32"x32" / 16"x48" Class 1 ~7,00 kN center 24"x36" / 24"x24" Class 2 ~8,00 kN center 16"x16" Class 4 ~10,00 kN center 8"x18"
Mechanical Strength	EN 1339-F	-	U11 24"x36" / 24"x24" 16"x16" U14 8"x18"
Skid Resistance	ANSI 137.1-2012 DCOF	> 0.42 Natural & Grip Surfaces	≥0.60
Resistance of Chemical Attack	ISO 10545-13	GB Minimum	GA
Stain Resistance	ISO 10545-14	Class 3	Class 3

According to ANSI and MIA standards, depending on the type and size of tile, it is recommended to have at least a 1/8" wide grout joint for floor tiles in order to be able to fill the grout joint full and never less than 1/16" wide. Please refer to TCNA guidelines for more on grout recommendations.

Product Info:

- Through Body Porcelain Tile
- Matte Finish
- 8.5mm | 20mm Thicknesses
- Rectified | Natural Edge
- V3 - Slight Shading Variation
- Frost Resistance = Yes





www.genrose.com